

Bunting Instructions

You'll need:

- Scissors
- String
- A hole puncher


1. Download file and print in colour

2. Carefully cut out each triangle

3. Punch holes in the corners of the triangles

4. Feed string through the holes

5. Hang your bunting



Bunting Instructions

You'll need:

- Scissors
- String
- A hole puncher


1. Download file and print in colour

2. Carefully cut out each triangle

3. Punch holes in the corners of the triangles

4. Feed string through the holes

5. Hang your bunting




RSPCA
Queensland
Birthdays

RSPCA
Queensland
Birthdays



RSPCA
Queensland
Birthdays



Bunting Instructions

You'll need:

- Scissors
- String
- A hole puncher

1. Download file and print in colour

2. Carefully cut out each triangle

3. Punch holes in the corners of the triangles

4. Feed string through the holes

5. Hang your bunting